



GUJCOT TRADE ASSOCIATION

MONTHLY PRESSING REPORT Dec-2021

Dear All Cotton Friends,

Gujcot has collected pressing figures from all ginners and compiled data to serve whole trade. In this mission we get valuable support from many of our trade personalities. We Gujcot team is very thankful to all helping hands, who worked directly or indirectly, with their valuable support, we are able to put real time pressing figures. We thank all Gujarat Ginners for their cooperating with Gujcot team to share their pressing figures. We hope the whole Textile value Chain will be benefitted by these data and will help us in future to achieve our goal to serve our cotton trade.

Report Sponsors:

Click on Sponsor's Logo to visit Sponsor's Website



Dharmdeep Commodities Pvt. Ltd.



GUJCOT TRADE ASSOCIATION

MONTHLY PRESSING REPORT Dec-2021

Summary

- During the month of December Gujarat has pressed 14,30,654 Bales (S-6 14,30,654 Bales, V-797 Nill), which is equivalent to total 13,63,329 Bales of 170 Kgs. (Shankar 13,63,329 Bales, V-797 Nill).
- Cumulative Pressing in running bales till 31st December is 34,72,440 Running Bales of Shankar 6 and Zero Running bales of V-797, Total Pressing 34,72,440 Bales. So, the statistical bales of 170 Kg. is 33,09,031 Bales of Shankar 6 and Zero Bales of V-797.
- Average pressing per day was 46,150 Running Bales and 43,978 Bales 170 Kg. for 31 days.
- During the month of December Total active ginning factories were 582 (Saurashtra 385, North Gujarat 155, Main Line 31 and Kutch 11).



GUJCOT TRADE ASSOCIATION

MONTHLY PRESSING REPORT

Dec-2021

Gujcot Trade Association

Gujarat Pressing Summary 31-Dec-2021

2021-22	CUMULATIVE PRESSING (IN 170 Kgs)					
	Dec-20	Nov-21	Dec-21	M/M Change (In Bales)	Y/Y Change (In Bales)	Y/Y Change (In %)
Shankar 6						
Saurashtra	20,54,822	12,96,894	21,90,153	8,93,259	1,35,331	6.59%
North Gujarat	13,35,032	4,85,665	8,10,697	3,25,032	-5,24,336	-39,28%
Main Line	2,36,854	90,815	2,04,978	1,14,162	-31,876	-13.46%
Kutch	93,931	72,328	1,03,204	30,875	9,272	9.87%
Total	37,20,640	19,45,702	33,09,031	13,63,329	-4,11,609	-11.06%
V-797	572				-572	-100.00%
Total	37,21,211	19,45,702	33,09,031	13,63,329	-4,12,180	-11.08%

Remark : Daily Pressing Average 46,150 RB - 43,978 170 Kg Bales

Pressing in Running Bales

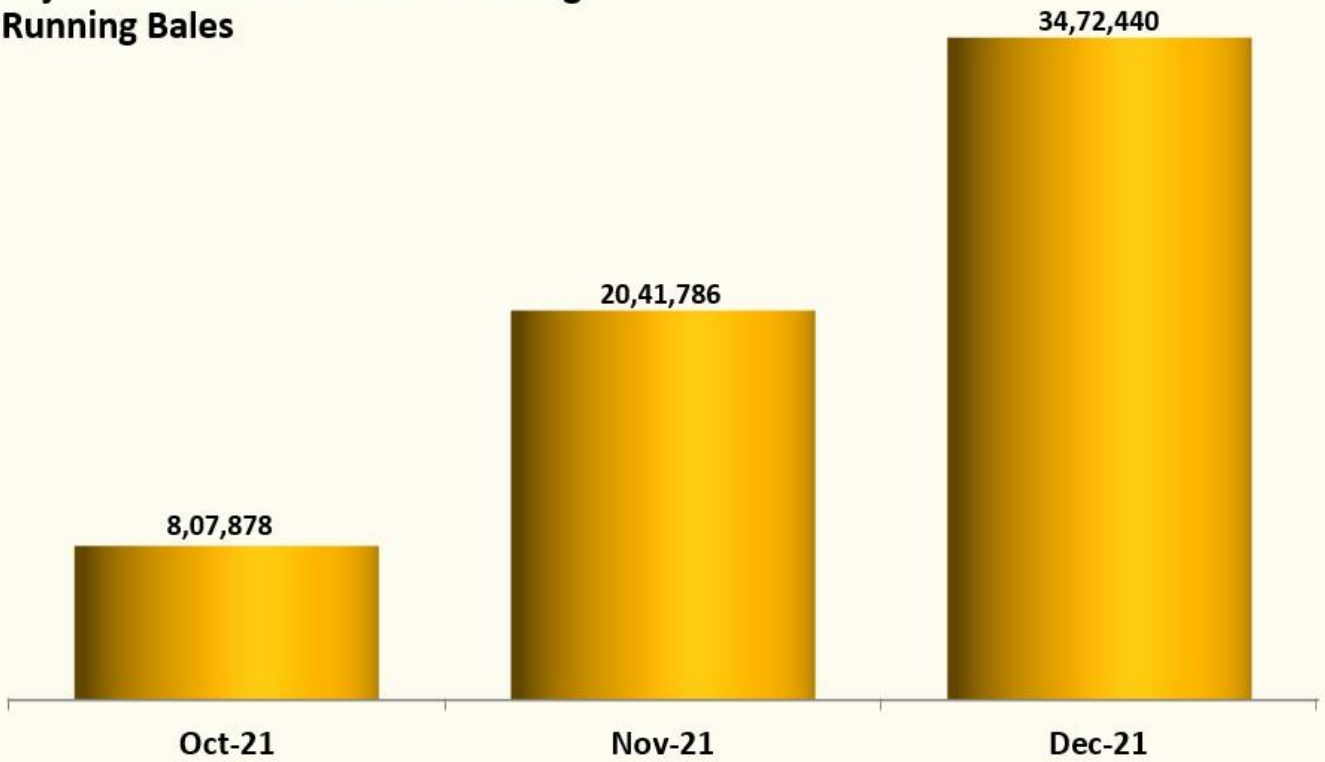
Zone	As On 31-Dec-2021 (Cumulative)			During Dec 2021 (Monthly)		
	Shankar-6	V 797	Total	Shankar-6	V 797	Total
Saurashtra	22,98,309		22,98,309	9,37,371		9,37,371
North Gujarat	8,50,731		8,50,731	3,41,083		3,41,083
Main Line	2,15,100		2,15,100	1,19,800		1,19,800
Kutch	1,08,300		1,08,300	32,400		32,400
Total	34,72,440		34,72,440	14,30,654		14,30,654



GUJCOT TRADE ASSOCIATION

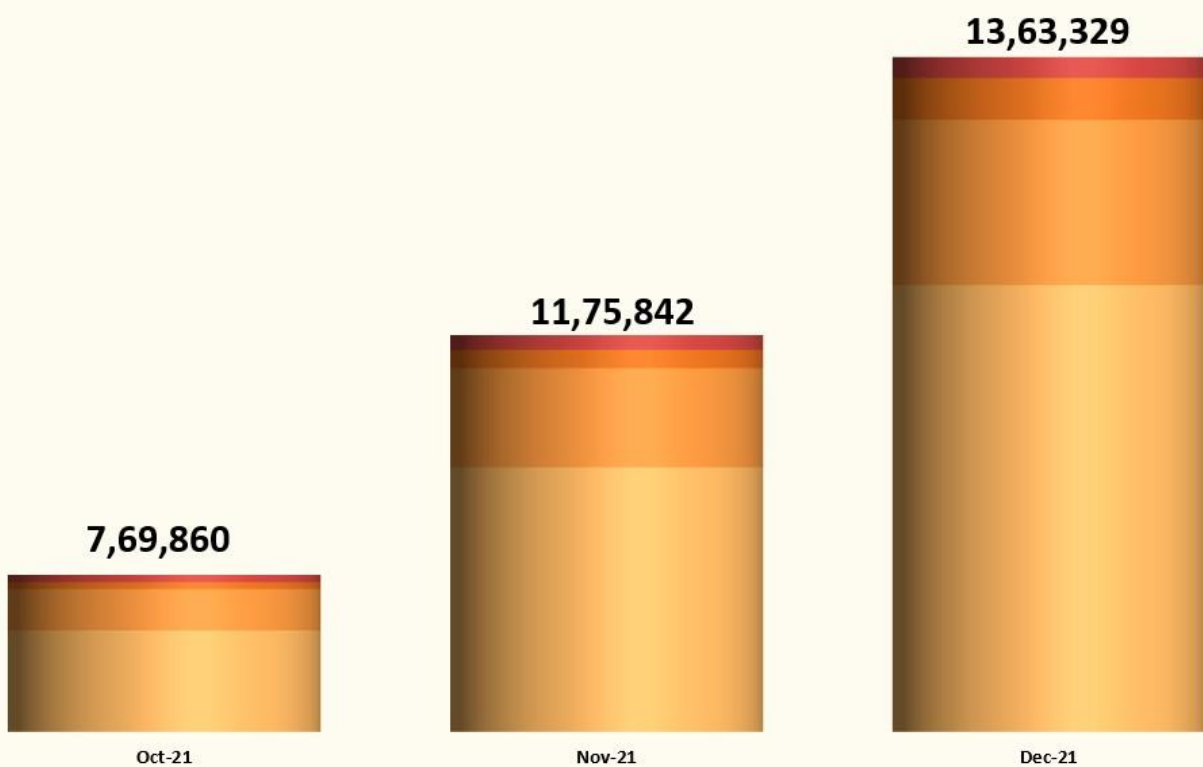
MONTHLY PRESSING REPORT Dec-2021

Gujarat Cumulative Cotton Pressing Running Bales



Gujarat Cumulative Pressing In 170 Kg Bales

■ Saurashtra ■ North Gujarat ■ Main Line ■ Kutch

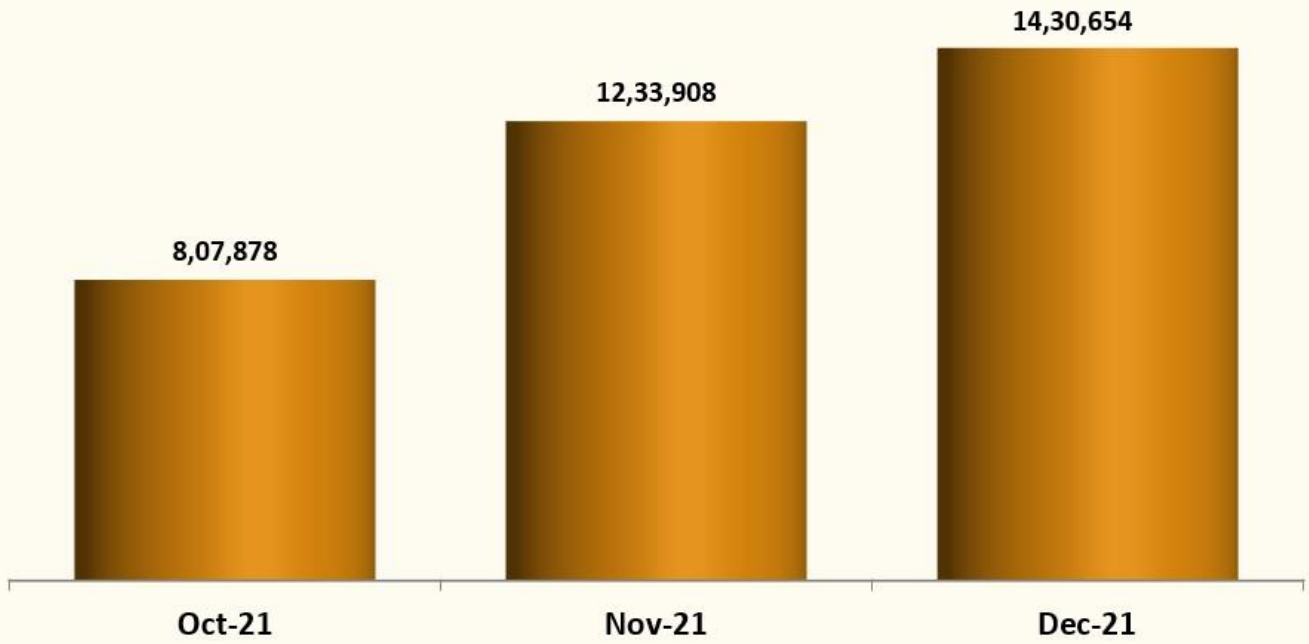




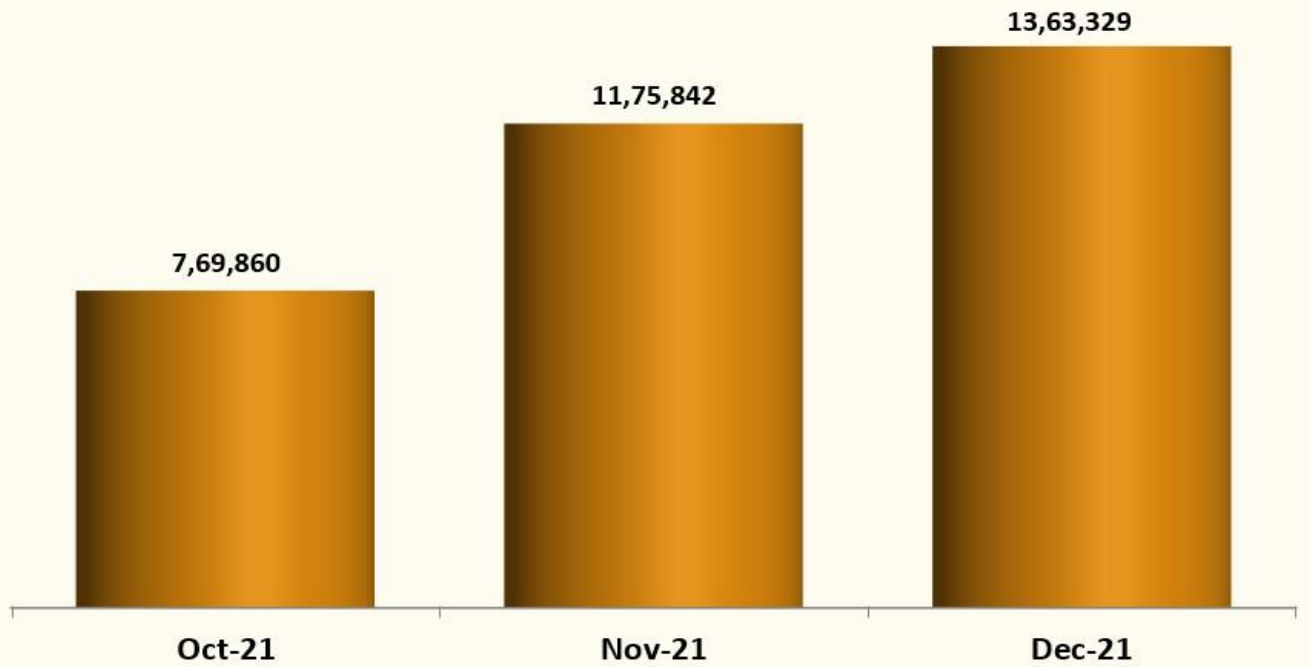
GUJCOT TRADE ASSOCIATION

MONTHLY PRESSING REPORT Dec-2021

**Gujarat Monthly Cotton Pressing
Running Bales**



**Gujarat Monthly Cotton Pressing
170 Kg Bales**

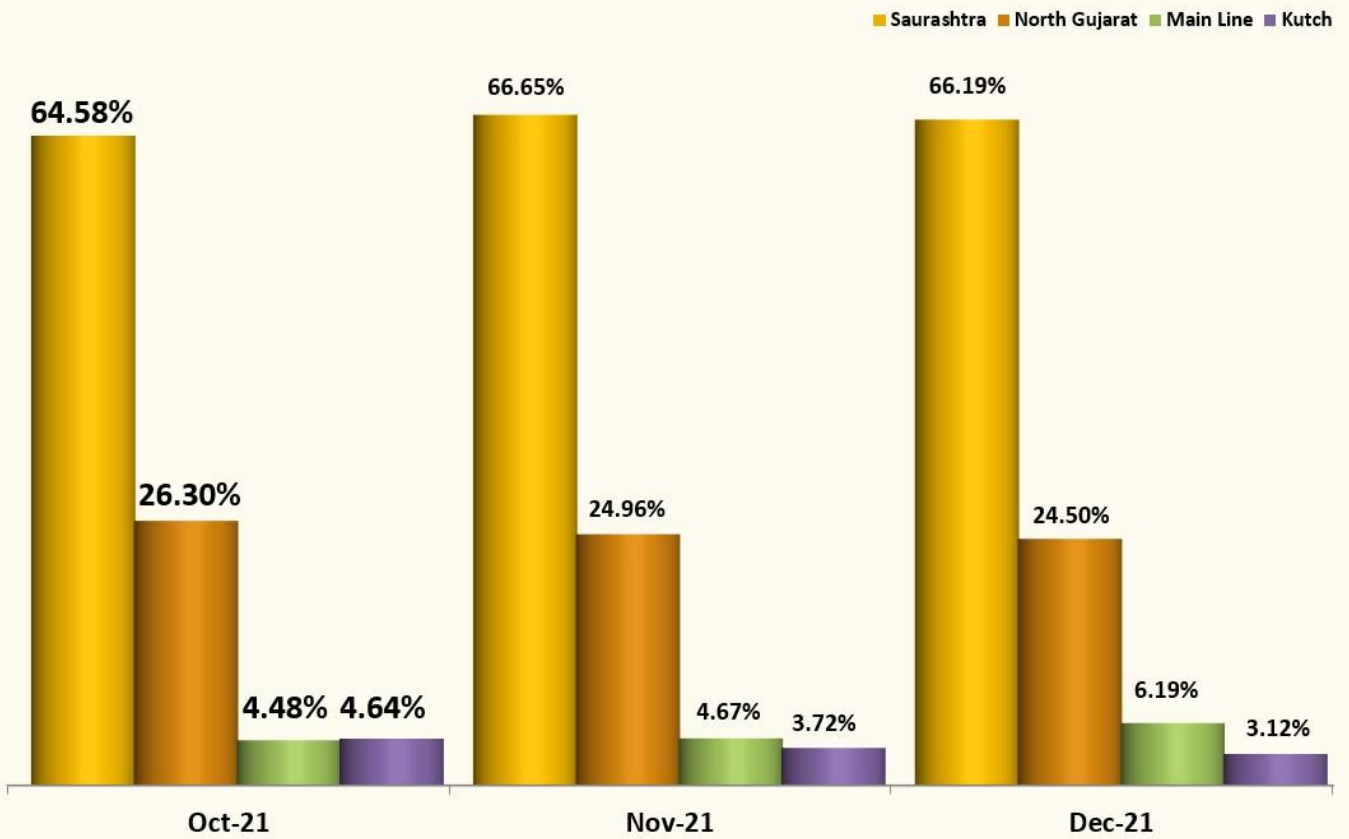




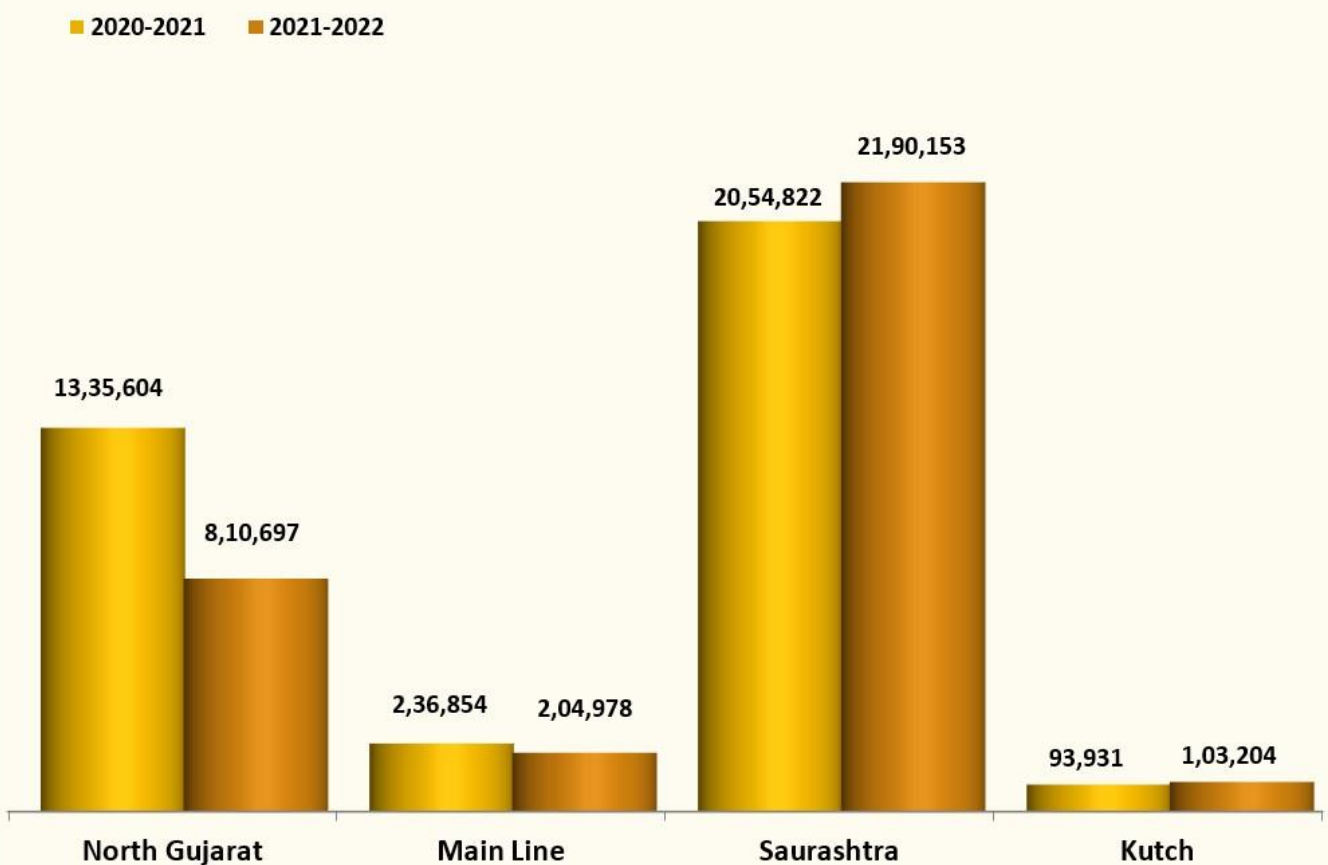
GUJCOT TRADE ASSOCIATION

MONTHLY PRESSING REPORT Dec-2021

Zone Wise Gujarat Cotton Pressing in RB



Zone Wise Gujarat Cotton Pressing in 170 Kg Bales



glossy
C O T E X



GUJCOT TRADE ASSOCIATION

MONTHLY PRESSING REPORT Dec-2021

Saurashtra						
Station	Dec-20	Nov-21	Dec-21	MoM Change	YoY Change	Fact. In Operation
Amreli	1,09,500	72,700	1,33,900	61,200	24,400	24
Babra	95,800	76,100	1,20,125	44,025	24,325	21
Botad	2,59,500	1,92,450	2,88,300	95,850	28,800	39
Chotila	59,395	33,096	57,002	23,906	-2,393	5
Chuda	6,000	6,900	10,450	3,550	4,450	4
Damnagar	4,700	2,700	3,900	1,200	-800	2
Dhasa	2,07,500	1,43,360	2,11,100	67,740	3,600	40
Dhoraji-Upleta	28,600	14,200	18,400	4,200	-10,200	4
Dhrangadhra-Halvad	1,36,200	81,500	1,37,600	56,100	1,400	16
Gariyadhar	18,500	15,800	25,900	10,100	7,400	6
Gondal	64,850	41,100	84,285	43,185	19,435	15
Jamkandorna	7,000	4,200	14,100	9,900	7,100	3
Jamnagar-Falla	1,24,100	95,238	1,62,523	67,285	38,423	26
Jasdan	76,300	54,200	98,800	44,600	22,500	14
Jetpur	20,000	17,500	30,000	12,500	10,000	3
Kuvadava	12,200	5,500	10,000	4,500	-2,200	2
Lakhtar	8,200	9,150	15,100	5,950	6,900	4
Limbdi	17,300	16,000	25,900	9,900	8,600	4
Mahuva	71,600	34,600	62,900	28,300	-8,700	14
Manavadar	97,950	44,800	81,400	36,600	-16,550	29
Morbi	56,400	46,025	84,600	38,575	28,200	15
Palitana	14,000	7,000	10,500	3,500	-3,500	3
Porbandar	1,500	500	800	300	-700	1
Rajula	25,500	10,000	18,800	8,800	-6,700	3
Savarkundala	18,500	12,710	25,200	12,490	6,700	5
Shapar	64,600	23,700	49,000	25,300	-15,600	7
Surendranagar	84,500	47,352	78,500	31,148	-6,000	4
Talaja	97,450	27,000	48,624	21,624	-48,826	18
Tankara-Neknam	1,60,100	1,01,157	1,94,900	93,743	34,800	28
Targhadi	48,900	27,700	47,700	20,000	-1,200	9
Tramba-Sardhar	18,000	9,000	17,500	8,500	-500	1
Una	32,500	16,300	27,900	11,600	-4,600	6
Wankaner	1,09,150	71,400	1,02,600	31,200	-6,550	10
TOTAL	21,56,295	13,60,938	22,98,309	9,37,371	1,42,014	385



GUJCOT TRADE ASSOCIATION

MONTHLY PRESSING REPORT Dec-2021

North Gujarat						
Station	Dec-20	Nov-21	Dec-21	MoM Change	YoY Change	Fact. In Operation
Visnagar	72,700	38,900	51,900	13,000	-20,800	8
Vijapur-Mansa	1,97,200	89,100	1,47,650	58,550	-49,550	30
Harij	91,530	30,560	57,179	26,619	-34,351	15
Radhanpur	32,600	19,000	27,500	8,500	-5,100	5
Idar-Sabarkantha	5,965	1,080	1,522	442	-4,443	1
Idar-Raiya						
Himmatnagar	34,400	11,100	16,000	4,900	-18,400	3
Vadali-Sadatpura	9,600		100	100	-9,500	1
Khedbrahma						
Kapadwanj	20,000	6,500	14,000	7,500	-6,000	1
Viramgam	21,100	5,429	9,529	4,100	-11,571	2
Kadi	8,68,400	2,84,793	4,79,350	1,94,557	-3,89,050	70
Mandal-Bahucharaji	4,500				-4,500	
Bavla	4,070	1,900	2,500	600	-1,570	1
Dholka	8,850	3,100	8,900	5,800	50	4
Dhandhuka	26,445	17,386	32,801	15,415	6,356	13
Talod	4,200	800	1,800	1,000	-2,400	1
TOTAL	14,01,560	5,09,648	8,50,731	3,41,083	-5,50,829	155





GUJCOT TRADE ASSOCIATION

MONTHLY PRESSING REPORT Dec-2021

Main Line

Station	Nov-20	Oct-21	Nov-21	MoM Change	YoY Change	Fact. In Operation
Karjan	29,600	20,300	36,300	16,000	6,700	3
Dabhoi	2,400				-2,400	
Golagamdi	2,100				-2,100	
Handod	34,000	7,300	18,500	11,200	-15,500	4
Bodeli	50,200	17,900	43,000	25,100	-7,200	9
Kosindra	11,300	2,300	4,500	2,200	-6,800	2
Pavijetpur	11,000	4,800	13,900	9,100	2,900	2
Kaledia	68,050	30,700	57,800	27,100	-10,250	5
Palej	4,500	1,200	2,800	1,600	-1,700	2
Bharuch	1,900	1,200	8,600	7,400	6,700	1
Mandala	7,800	6,900	11,000	4,100	3,200	1
Nizar	12,000	2,500	18,000	15,500	6,000	1
Hansot	200				-200	
Badalpur	9,400	200	700	500	-8,700	1
Sinor						
Olpad	100				-100	
Valiya	4,000				-4,000	
Samlaya						
TOTAL	2,48,550	95,300	2,15,100	1,19,800	-33,450	31

Kutch

Station	Nov-20	Oct-21	Nov-21	MoM Change	YoY Change	Fact. In Operation
Abdasa	7,500	10,000	12,400	2,400	4,900	1
Anjar	65,520	47,300	69,400	22,100	3,880	6
Bhuj	4,550	7,400	10,300	2,900	5,750	2
Mandvi	17,000	11,200	16,200	5,000	-800	2
Nakhatrana						
Rapar	4,000				-4,000	
TOTAL	98,570	75,900	1,08,300	32,400	9,730	11



Dharmdeep Commodities Pvt. Ltd.



GUJCOT TRADE ASSOCIATION

MONTHLY PRESSING REPORT Dec-2021

Again Team Gujcot thanks our direct and indirect helpers.

For Data Collection

We are thankful to

Shri Manishbhai - Anjar

Shri Mukeshbhai Purohit

Nileshbhai - Manager SGA

Premjibhai - Manavadar

Milankumar - Manager

Gujcot Trade Association

For Data Verification

We are thankful to

Shri Jatinbhai - Vijapur

Shri Sujalbhai

Shri Pravinbhai

Shri Jagdishbhai Soni

Shri Chetanbhai Shree Gita Group - Morbi

Shri Kishorbhai - Talaja

Shri Jaytibhai -Botad

Once again thanks to whole Gujarat Cotton value chain for their co-operation.

For, Gujcot Trade Association

Akash Shah

[President]

For, Gujcot Trade Association

Ajay Shah

[Secretary]

Report Sponsors:

[Click on Sponsor's Logo to visit Sponsor's Website](#)



Dharmdeep Commodities Pvt. Ltd.